

Children's


CHURCH

During this time at home, we are missing meeting together at Adventurers, Mother's & Toddlers, Saturday Football and our regular Sunday services.


Contact us via:

 facebook.com/clfmc

www.crownlanefm.org.uk

 Pastor Donovan 01772 725132

 Krista Brewer 07773 110540

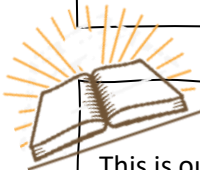
 James Rosendale 07955 924760

AT HOME

Psalm 63

The aim of the activity sheets we will be sending out is to get all the family involved by learning together, crafting and talking about the reason Easter is so special and more about Jesus who helps us in these difficult times. Start with the 'Bible Passage' box and continue in any order from there.

Bible Passage



This is our second week in Psalms.

You can find it in your Bible in :

Psalm 63

Read the psalm together – choose a translation or children's bible which will be easy to read as a group. (If you don't have a bible you can download one for free on your phone or use biblegateway.com)

Discussion

A Question for Children to ask Parents: Can you think of a time you were REALLY thirsty? **Children..can you do this too?**

Questions for Parents to ask Children: Why do you think David wants to be close to God? How do we do this?

Now all imagine that time when you were really, really thirsty...
When you are thirsty, sometimes is the ONLY thing you can think about. David was writing this psalm to try and explain his feelings for God. He is saying that he wants to be close to God as much as if you were really thirsty in the middle of a desert! Read v6, David is trying to explain the same thing in a different way. David wants to be close to God because he knows how much God loves and cares for him. As David wrote this Psalm he was actually hiding for his life...that would've been very scary but he still wanted to be as close to God as possible – and we can to!

Family Activity



You will need: A lollipop stick, the template on the following sheet, scissors and sellotape, crayons.

Choose one of the sets of lips on the following page, cut around the edges and colour it in. On the lollipop stick copy out verse 3 (and v4 which is our memory verse this week, if you have space.)

V3: "Because you love is better than life, my lips will glorify you."

Stick the lollipop stick to the bottom of the lips with the sellotape so it is a handle that you can hold in front of your face to make it look like you are pulling a funny face!

Our lips have power to share words of love and kindness or of anger and make others sad. When we want to be close to God and know Him as our friend our lips will speak words of 'praise' which is admiration and thanks to God. But our lips can also be used to share words of kindness to others. Try to make your family laugh with your new 'funny face' and remember to share your words of praise to God and love and kindness to others!

Memory Verse

Psalm 63 v 4.

"I will praise you as long as I live. I will lift up my hands in your name."

Prayer



Thank God that we can be close to him. Thank God that he cares for us and that we can praise Him with our lips – think of some reasons that God is great!

Also pray for any of your friends and family that are unwell or having a difficult time.

Because your love is
BETTER than LIFE
my LIPS WILL GLORIFY you
I will PRAISE YOU
AS LONG AS I LIVE
AND in YOUR name I will
lift up MY hands



PSALM
63:3.4

All the faces below are happy places because we are happy to be praising God with our Lips!

